




Program Supporters:



Home Safety Checklist



Complete your home inspection with an adult

Heating

Are the fire place or wood/pellet stove screens or doors closed when being used?

YES NO
☐ ☐

Are ashes kept in a metal container and at least three metres away from anything that can catch fire?

YES NO
☐ ☐

Are portable heaters at least one metre away from anything that can catch fire?

YES NO
☐ ☐

Candles and Smoking

Are matches and lighters given to an adult when found?

YES NO
☐ ☐

Do adults make sure that burning candles and smoking materials are never left unattended?

YES NO
☐ ☐

Are candles kept in a sturdy container?

YES NO
☐ ☐

INSIDE AND OUTSIDE - FIRE SAFETY STARTS WITH YOU

There are seven fire hazards in the picture below. Can you circle them all?

**FIRE
FACT**



Empty the dryer lint trap
before or after each use.




Call 911
or your local fire
department after you
get to your
meeting place.

1. Damaged cord on space heater 2. Candle is left unattended 3. Smoke alarm not installed 4. Cigarette in planter 5. Pot is left unattended 6. Gas is too close to an ignition source 7. Fire not in an approved fire pit

FIRE SAFETY STARTS WITH YOU

Colouring Page



ALARM REMINDERS

TEST YOUR SMOKE AND CARBON MONOXIDE ALARMS MONTHLY.

- | | |
|-----------------------------------|------------------------------------|
| <input type="checkbox"/> January | <input type="checkbox"/> July |
| <input type="checkbox"/> February | <input type="checkbox"/> August |
| <input type="checkbox"/> March | <input type="checkbox"/> September |
| <input type="checkbox"/> April | <input type="checkbox"/> October |
| <input type="checkbox"/> May | <input type="checkbox"/> November |
| <input type="checkbox"/> June | <input type="checkbox"/> December |

Make sure a grownup follows
manufacturers' instructions for
your smoke and carbon
monoxide alarms.

Don't Wait, Check the Date!
Replace all smoke and carbon
monoxide alarms over
10 years of age.



ALARM REMINDERS

Cut on dotted lines and place
on your fridge.



Booklet design by Twisted Wizard Inc.
Printed by Leech Printing in Winnipeg.



Home Safety Checklist

Complete your home inspection with an adult

Smoke and Carbon Monoxide Alarms

Are there alarms on every level of your home? YES NO
☐ ☐

Do you test the alarms monthly? YES NO
☐ ☐

Have you checked the expiry date of the alarms? YES NO
☐ ☐

Electrical and Appliances

Are electrical/extension cords in good condition? YES NO
☐ ☐

Have you made sure electrical/extension cords do not run under rugs and are not near water? YES NO
☐ ☐

Do you clean the dryer lint trap before or after each use? YES NO
☐ ☐

Is the cooking area clean? YES NO
☐ ☐

LOOK, LISTEN, LEARN


LISTEN FOR THE
SOUND OF THE
SMOKE ALARM.



LEARN TWO WAYS
OUT OF EVERY
ROOM IN YOUR
HOME.




A DOOR, OR A
WINDOW, OR THE
STAIRS OR A
LADDER.




NEVER HIDE
UNDER YOUR BED
OR IN A CLOSET.

Look for places fire can start.



Do you know the number one
cause of fire in the home?



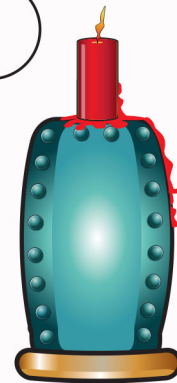

Heating
Equipment




Careless
Smoking



Electrical
Equipment



Candles



Cooking
Equipment

LINKS for more information:

NFPA
www.nfpa.org
www.sparky.org

ALBERTA
www.ofc.alberta.ca

BRITISH COLUMBIA
www.gov.bc.ca/firesafety

NORTHWEST TERRITORIES
www.maca.gov.nt.ca

YUKON
<https://yukon.ca/emergencies-and-safety>

SASKATCHEWAN
[www.saskatchewan.ca/residents/
environment-public-health-and-safety/
fire-safety/fire-awareness-and-education](http://www.saskatchewan.ca/residents/environment-public-health-and-safety/fire-safety/fire-awareness-and-education)

FIRE FACT



Did you know fires can begin in planters?

Fires are often caused by people trying to put out a cigarette in a planter.

The cigarette can stay hot and smoulder and start a fire hours later.